

**Moroccans' Selection into Return Migration
from Different European Destinations.
Merging Datasets As a Strategy for Testing Return
Migration Theories**

Amparo González-Ferrrer (CSIC)

Tatiana Eremenko (INED - CSIC)

Inmaculada Serrano (CSIC)

Plan of presentation

- Moroccan emigration and return migration
- Methodology to study return migration
 - Merging datasets in origin and destination countries
 - Presentation of data sources
- Profiles of current / return migrants
- Selection into return migration to Morocco

Moroccan emigration

- Long history of emigration:
 - intensifies after Morocco's independence (1956)
- Large diaspora: 2,7 Mln migrants residing abroad in 2010 (UN Migration Stocks 2013)
- Concentrated in Europe: 88% of migrants in 2010
 - Initially France and other Western European countries
 - At present: Southern Europe, as well as other regions, including North America
- Diversification of migration profiles
 - Workers and their families
 - Family formation migrants
 - Students
 - ...

Returns to Morocco

- Population census: persons with a previous residence abroad
 - 1982: 68 000 migrants arriving in the last 7 years
 - 1994: 151 200 migrants
 - 2004: 145 000 migrants
- Only a proportion of these migrants are returnees:
 - 58% of migrants were born in Morocco (1994 census)
- Studies among returnees in Morocco:
 - CERED (2004), MIREM (2006), ETF (2012)...
 - Selection of regions where returnees reside, different sampling techniques, different questionnaires...

Intentions of return to Morocco

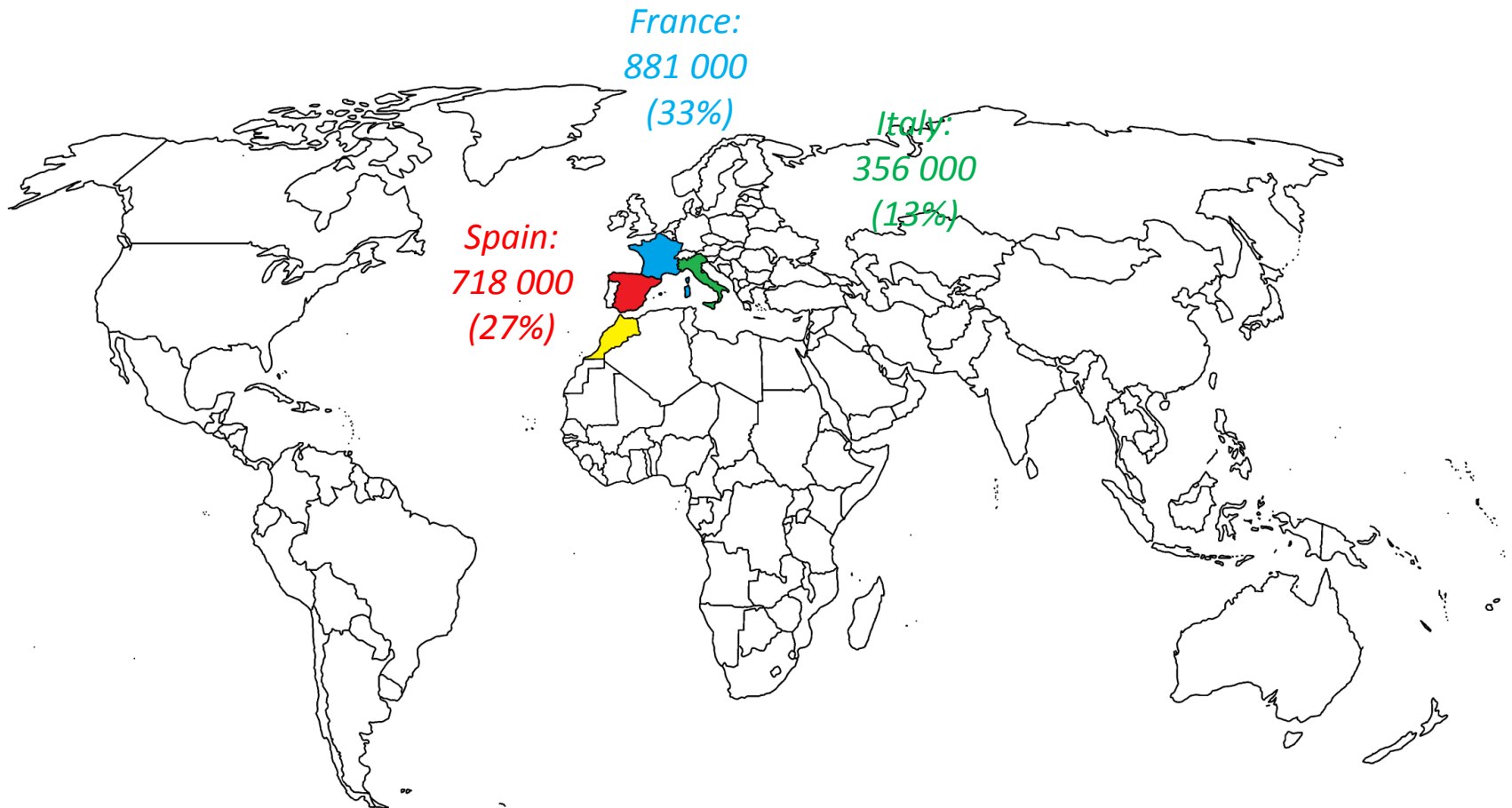
- Studies among current migrants
 - Destination country NSI: France, Spain, Italy, Netherlands...
 - CERED (2005): Moroccans residing abroad
- Role of integration in destination country on return intentions (de Haas & al 2015)
 - Negative role of cultural integration
 - No significant effect of structural integration
- Intentions vary by destination country (de Haas & al 2015): higher for Moroccans living in the Netherlands, Italy and Spain than for those living in France

METHODS: Merging datasets

- Limitations of current data sources:
 - little information on integration in DC in the census -> **surveys have more information**
 - Intentions among current migrants -> **actual behavior**
- Necessary to consider:
 - Definition of target population
 - Possibility to identify the target population: citizenship, country of birth, year of arrival
 - Available information on migratory trajectory, integration in destination country...
 - Issue of representativity and weighting strategies

Target population: Moroccan migrants in France, Spain and Italy

In 2010 2,7 Mln Moroccans residing abroad (UN Migrants stocks 2013)



Target populations of migrant surveys

Condition	Return migrants	Current migrants		
	Morocco (ETF, 2012)	France (TeO, 2008)	Spain (ENI, 2007)	Italy (Integrometro, 2008)
Country of origin (birth / nationality)		Persons born in Morocco with foreign (non-French) nationality at birth	Persons born in Morocco with foreign (non-Spanish) nationality at birth	Persons born in abroad with Moroccan nationality
Duration of residence in destination country	Having lived in destination country for at least 3 months	Living in France for at least one year at the time of the survey	Living in Spain for at least one year at the time of the survey or have the intention to live in Spain for at least one year	none
Period of migration / return	Return to Morocco in the last 10 years (2002 or after)	Prior to date of survey	Prior to date of survey	Prior to date of survey
Age at migration	18 years or older at the time of their last migration	none	Persons born abroad and 2 years or older at time of their arrival in Spain	none
Age at survey	none	Aged 18 to 59 years	Aged 16 years or older	Aged 18 or older
Employment status in destination country	Worked at least 3 months continuously abroad	none	none	none

Steps and sample

Descriptives

- Return migrants (ETF):
 - 1311 returnees
 - 576 in 2002-2007
 - 745 in 2008-2012
- Current migrants (TeO, ENI, Integrometro)

	All	Adult migrants	Labour migrants
France	449	195	644
Spain	936	94	103
Italy	971	108	1079

Regressions Merged dataset

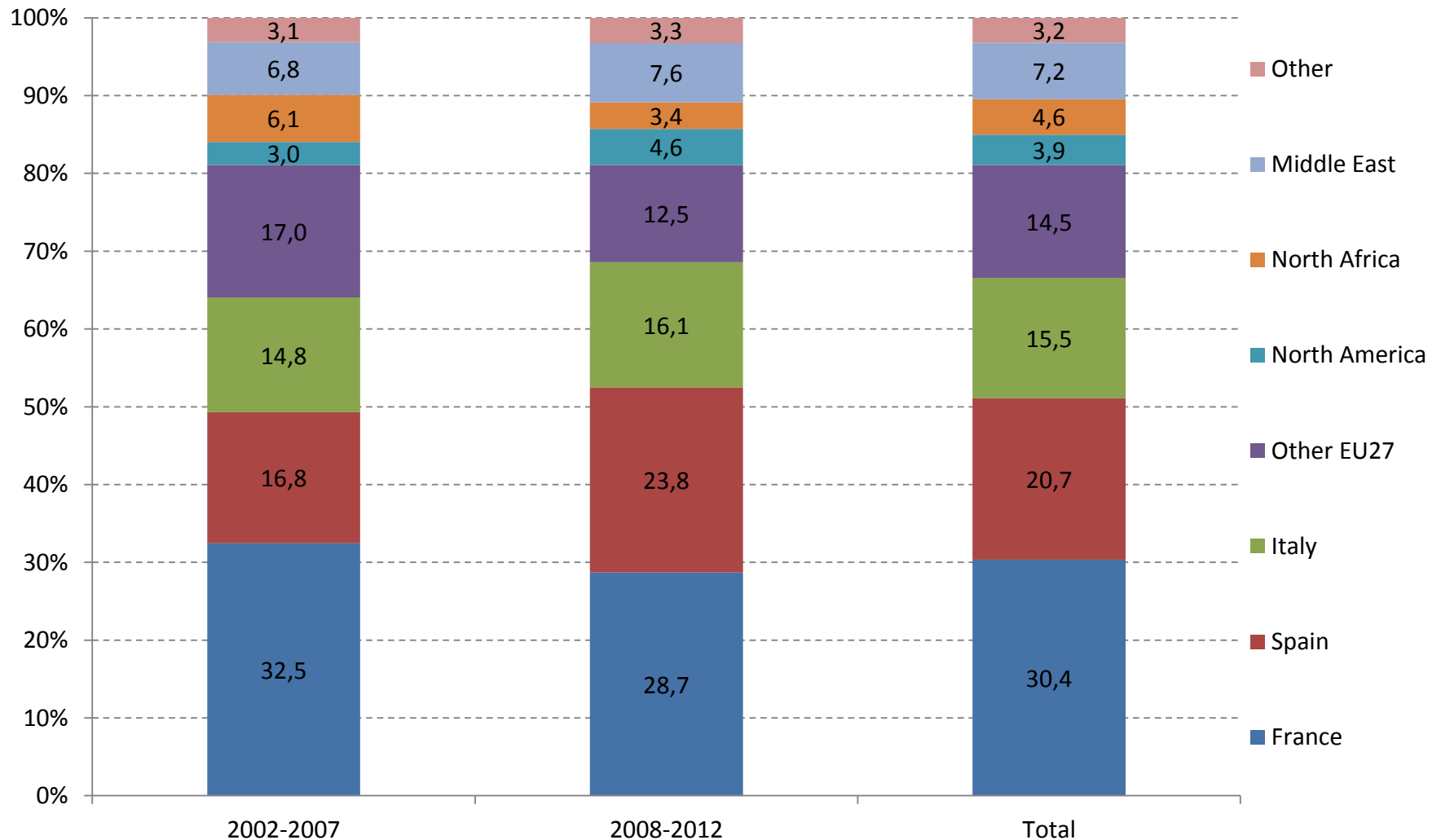
- Target population
 - Moroccan migrants to FR / SP / IT
 - Work experience
 - Return before age 60
 - Return before 2009
- Two analyses:
 - among all migrants

	Current (0)	Return (1)	Total
France	449	195	644
Spain	936	94	103
Italy	971	108	1079

- migrants arriving since 2000

	Current (0)	Return (1)	Total
France	134	73	207
Spain	416	59	475
Italy	613	64	677

Return migrants: last destination country

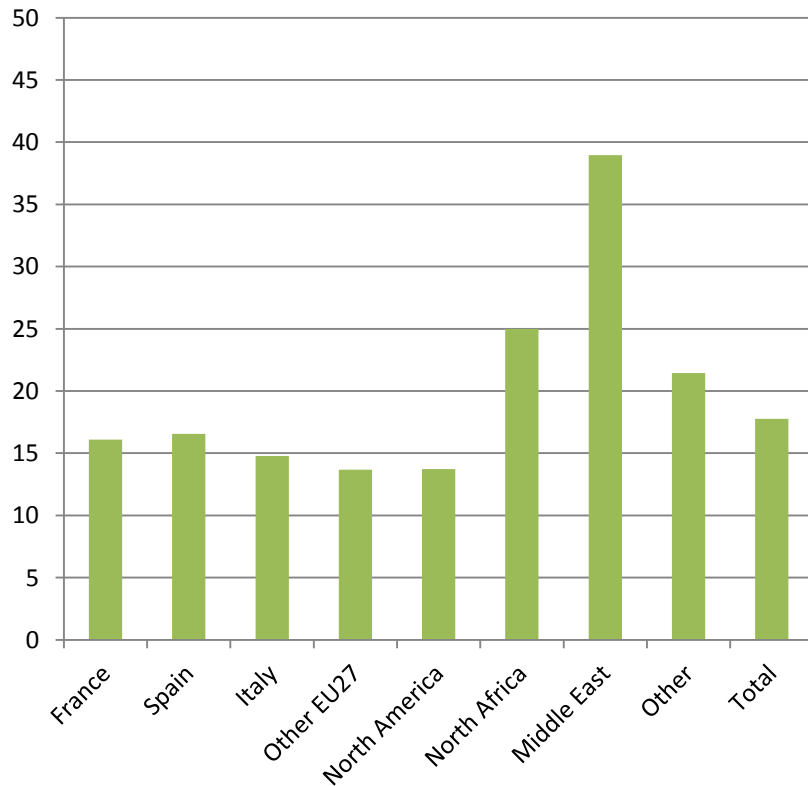


Return migrants in Morocco: destination country according to different sources

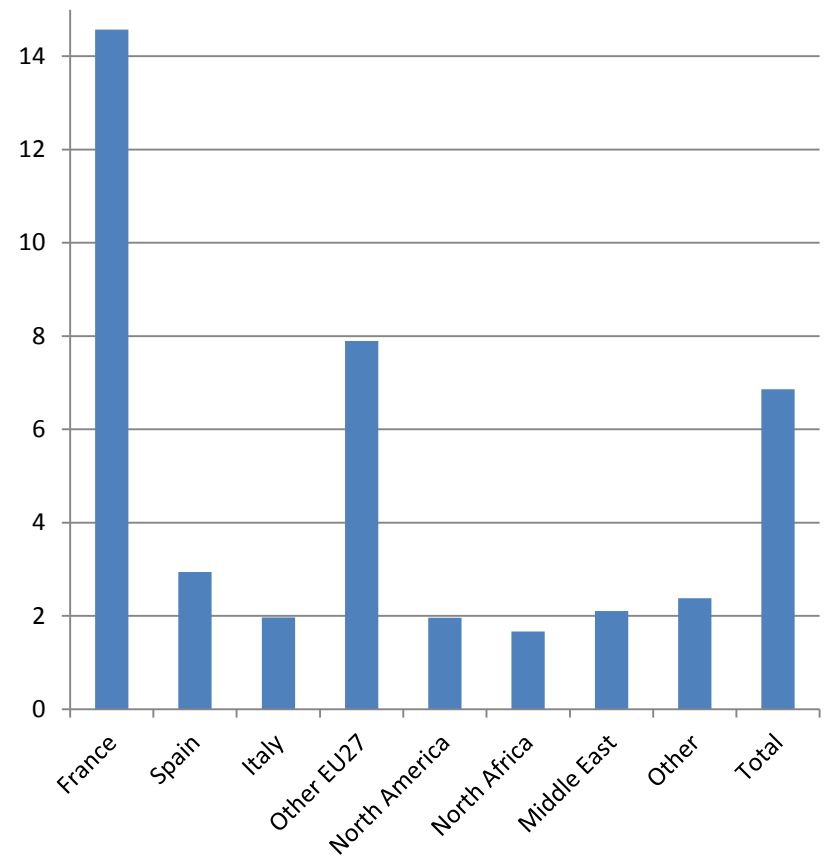
	Census 2004	CERED (2004)	MIREM	ETF (2012)
Size / sample	119 000	n = 1400	n=330	n = 1311
France	43,1	72,9	28,5	30,4
Spain	7,1	0,4	7,9	20,7
Italy	5,1	7,1	43	15,5
Other	44,7	19,6	20,6	33,4
TOTAL	100	100	100	100

Return migrants: socio-demo characteristics

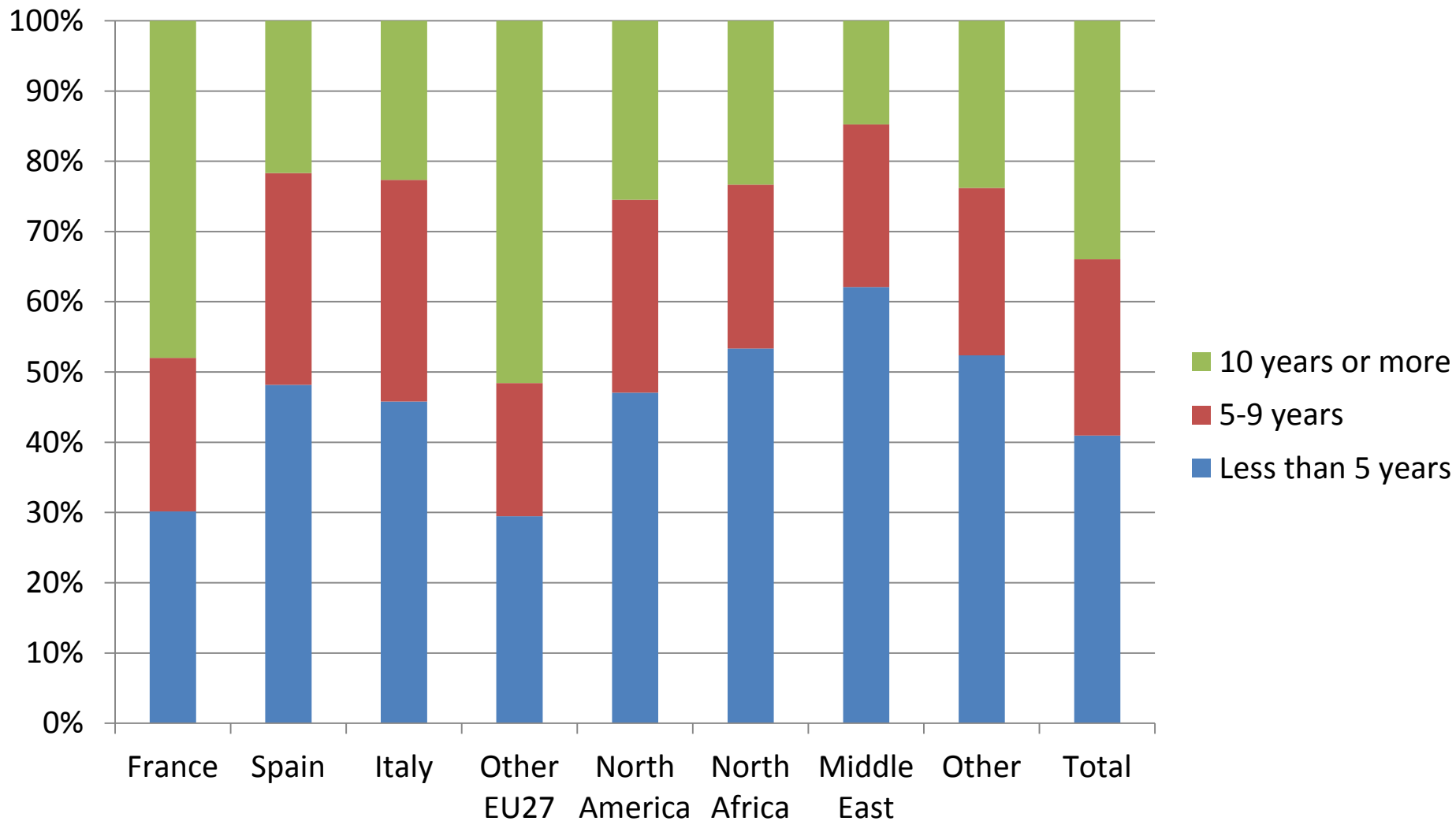
% of female among returnees



% of returns at age 60 or more



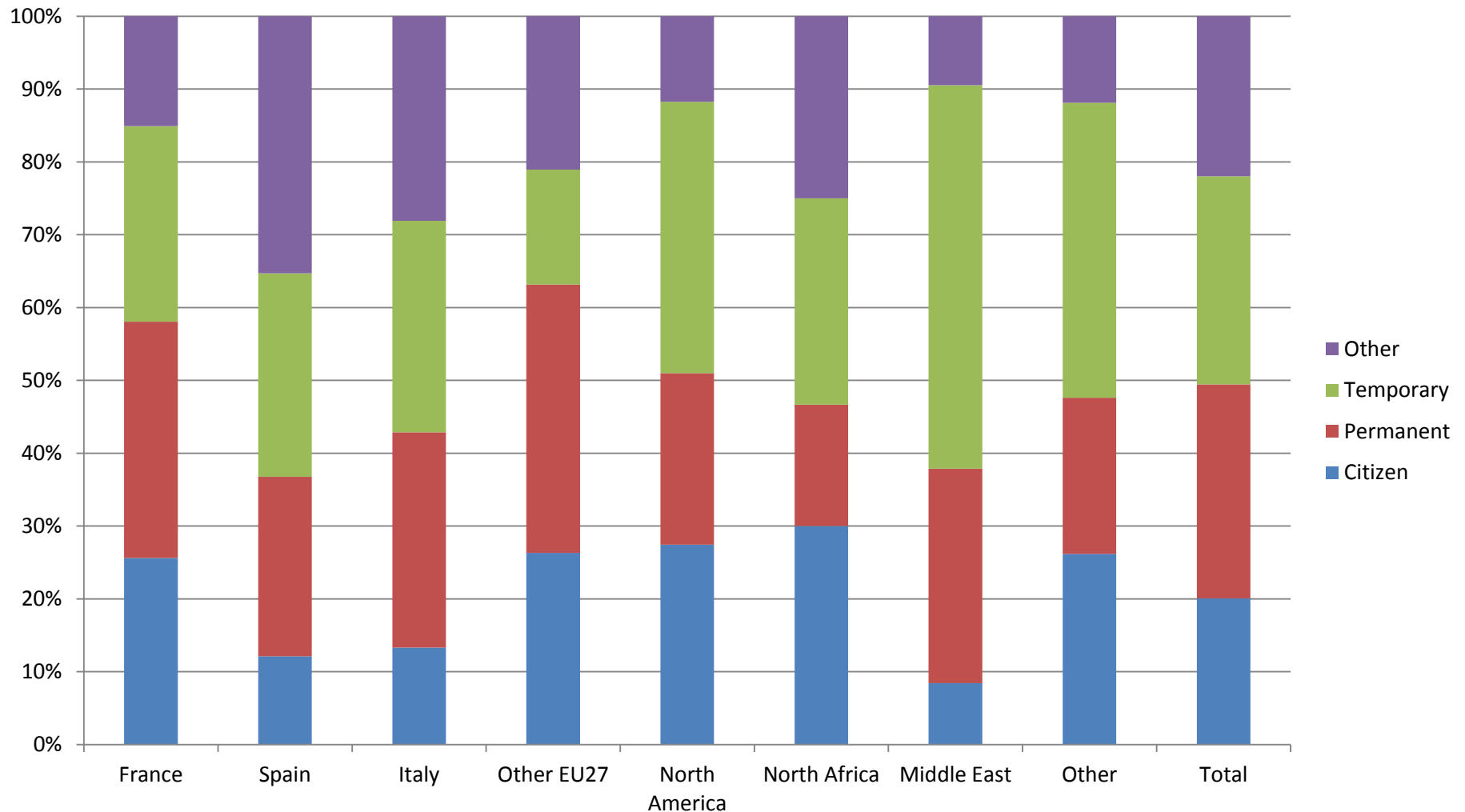
Return migrants: Duration of stay in LDC



Return migrants: migration trajectory

- Most had only one stay abroad: 85%
 - 91% in France, 87% in Spain and Italy
- By definition all had worked abroad, but 55% also had experienced unemployment
 - 53% in France, 69% in Spain and 60% in Italy
- A third of migrants had also pursued studies / training abroad
 - 39% in France, 23% in Spain and 19% in Italy

Return migrants: legal status



Current migrants in France, Spain and Italy

- Migrants are more settled in France
 - Higher duration of residence, age
 - More are married, have children
- In Spain and especially Italy flows from Morocco are more recent
 - Younger migrants
 - Fewer have families and those that do, have spouses and/or children residing abroad
 - Lower % of naturalized migrants

Probability of return

Merged datasets: all migrants

	France		Spain		Italy	
	Coef.	P>z	Coef.	P>z	Coef.	P>z
Female	-1.395***	(0.000)	-0.429	(0.129)	-0.546*	(0.054)
Arrived after 1990 (FR) / 2000 (SP/IT)	0.613*	(0.031)	1.040***	(0.000)	0.0898	(0.707)
18-24 at 1° migration	0	(.)	0	(.)	0	(.)
25-29	-0.859**	(0.007)	-0.208	(0.437)	-0.574*	(0.029)
30 or more	-0.0579	(0.861)	-0.758*	(0.016)	-0.428*	(0.093)
None/primary	0	(.)	0	(.)	0	(.)
Secondary (& Tertiary SP / IT)	0.923**	(0.004)	0.467*	(0.043)	-0.185	(0.378)
Tertiary (FR)	-1.384***	(0.000)				
remit	2.061***	(0.000)	0.0996	(0.682)	-0.225	(0.298)
Nationality of DC	-1.196***	(0.000)	0.383	(0.335)	0.259	(0.475)
Ever married	-0.669	(0.100)	0.0921	(0.781)	0.0764	(0.815)
children	-0.443	(0.166)	0.327	(0.309)	0.417	(0.174)
study	1.620***	(0.000)	1.533***	(0.000)		
everunemp	1.203***	(0.000)	-0.493*	(0.056)		
migexp	-1.529**	(0.004)	-0.359	(0.440)		
pseudo R-sq	0.396		0.070		0.025	
N	633		1024		1077	
* p<0.10, ** p<0.01, *** p<0.001						

Probability of return

Merged datasets: arrivals since 2000

	France		Spain		Italy	
	Coef.	P>z	Coef.	P>z	Coef.	P>z
Female	-2.576***	(0.000)	-0.933*	(0.037)	-0.746*	(0.046)
YSM	-1.005***	(0.000)	-0.897***	(0.000)	-0.210***	(0.000)
18-24 at 1° migration	0	(.)	0	(.)	0	(.)
25-29	-1.629*	(0.035)	-1.321**	(0.005)	-0.462	(0.179)
30 or more	-0.197	(0.756)	-1.623**	(0.001)	-0.698*	(0.045)
None/primary	0	(.)	0	(.)	0	(.)
Secondary (& Tertiary SP / IT)	-0.122	(0.859)	0.763*	(0.033)	0.124	(0.649)
Tertiary (FR)	-0.807	(0.223)				
remit	1.452**	(0.008)	-0.0523	(0.888)	-0.183	(0.520)
Nationality of DC	-0.174	(0.838)	2.801*	(0.024)	-0.191	(0.858)
Ever married	-2.452**	(0.003)	0.0350	(0.952)	0.308	(0.469)
children	0.872	(0.186)	1.378*	(0.019)	0.879*	(0.031)
study	3.213***	(0.000)	0.183	(0.837)		
everunemp	1.517**	(0.007)	0.0164	(0.969)		
migexp	-2.095**	(0.009)	-0.153	(0.862)		
pseudo R-sq	0.593		0.346		0.062	
N	202		471		676	
* p<0.10, ** p<0.01, *** p<0.001						

Discussion

- Contributions to existing research on return
 - Methodological: Explore possibilities and limits in using existing data sources to study migration between Morocco and Europe
 - Focus on return of labour migrants during active ag
 - No uniform process of (return) migration
- Future directions:
 - Multiply use of data sources -> test coherency of results
 - Explore more recent data sources – LFS 2014 – to study return migration since the crisis

Thank you for your attention !

Questions or comments?